

*Airstream® Class II Type B2 (Total Exhaust)
Biological Safety Cabinet, Model AB2-4S.
Shown with optional support stand.*

Airstream®

Class II, Type B2 (Total Exhaust) Biological Safety Cabinets *The Safety Solution for Life Science Laboratories*



ESCO
SCIENTIFIC



Fail-safe system

- Ensures that in case of exhaust failure blockage, the cabinet's main fan automatically shuts down to ensure safety to the user

Sentinel™ silver microprocessor controller

- Supervises all cabinet functions
- Easy-to-use soft keys for menu, blower, light, UV, electrical outlet, etc.
- Large display which monitors the operational parameters



Single piece wall

- Large radius for easy cleaning
- Side-mounted electrical outlets and staggered service fixtures, for easy reach



Single piece work tray

- Recessed to contain spillage
- Curved grill to prevent blockage




Raised armrest

- Helps prevent grille blocking
- Comfortable working posture



Angled drain pan

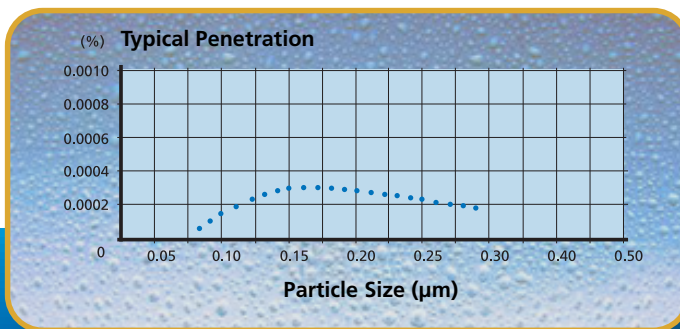
- Easy to clean
- Does not harbor contaminants



Available in 0.9, 1.2, 1.5, and 1.8 meter models (3', 4', 5', and 6'). Shown with optional telescoping stand.

EBM-papst® permanently lubricated, centrifugal motor

- Selected for energy efficiency, compact design, and flat profile
- With overall component balance for smooth, quiet, vibration-free operation



Esco cabinets use supply ULPA filters (per IEST-RP-CC001.3) instead of conventional HEPA filters commonly found in biological safety cabinets. While HEPA filters offer 99.99% typical efficiency at 0.3 micron level, ULPA filters provide 99.999% typical efficiency for particle sizes of 0.1 to 0.3 micron level.

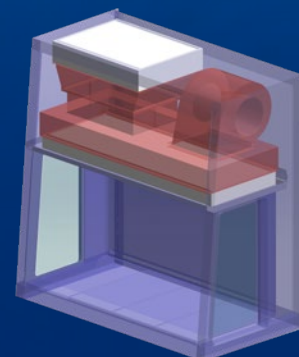


ULPA filter

- 10x Filtration efficiency of HEPA filter
- Creates ISO Class 3 work zone instead of industry-standard ISO Class 5

Dynamic chamber

- Blower plenum and side walls (AC2-S and AC2-D variant)
- Prevent contaminants from escaping outside



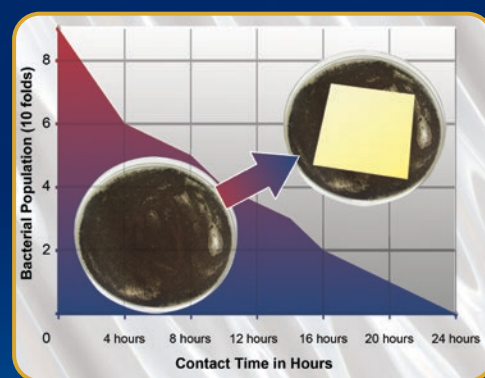
Positive pressure
Negative pressure

Angled sash

- Angled front to optimize user comfort, reduce glare and maximize reach into the work area

ISOCIDE™ powder coat

- Silver-ion impregnated powder coat
- Inhibit microbial growth to improve safety



Standards Compliance	Biosafety Cabinet	Air Quality	Filtration	Electrical Safety
	NSF/ ANSI 49, USA EN 12469, Europe CFDA YY-0569, China*	ISO 14644.1 Class 3, Worldwide JIS B9920 Class 3, Japan JIS BS 5295, Class 3, UK US Fed Std 209E, Class 1, USA	EN-1822 (H14), Europe IEST-RP-CC001.3, USA IEST-RP-CC007, USA IEST-RP-CC034.1, USA	IEC 61010-1, Worldwide EN 61010-1, Europe UL 61010-1, USA CAN / CSA-22.2, No.61010-1

*CFDA certification is exclusive to AB2 models sold in China.



Main Features

- The best value of any Type B2 (Total Exhaust) Biological Safety Cabinet in the industry.
- Less energy consumption and heat output than competing products delivers lower total cost of ownership.
- The angled front, narrow profile front grille, raised armrest and frameless sash create an ergonomic work environment.
- Single piece stainless steel internal work zone eliminates welded joints where contaminants may accumulate.
- Dual-wall construction surrounds the work zone with negative pressure plenums for maximum safety.
- Fail-safe system ensures that in case of exhaust failure, the cabinet's main fan automatically shuts down to ensure safety to the user.
- Unique Esco Dynamic Chamber™ plenum design delivers quiet, uniform airflow.
- Long life ULPA (per IEST-RP-CC001.3) supply filter and HEPA exhaust filter for airflow.
- Esco Sentinel™ microprocessor supervises all cabinet functions.
- Esco **ISOCIDE™** antimicrobial coating on all painted surfaces minimizes contamination.

Touchpad data entry buttons permit control settings and access to diagnostics, default settings and hierarchical menus.

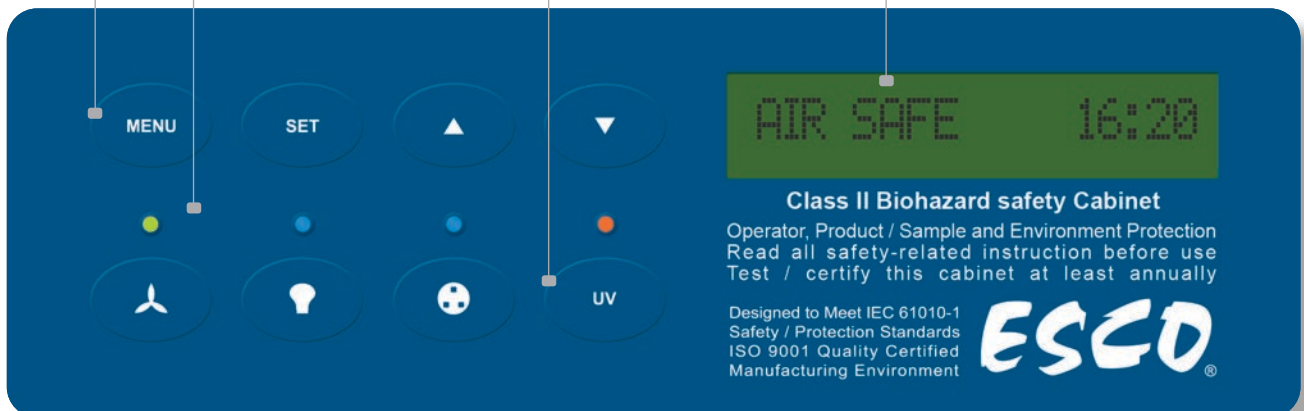
Color coded indicator lamps display green for primary function (fan operation); blue for secondary function (fluorescent lights and electrical outlet); and orange for caution (UV lamp ON).

Programmable automatic UV light timer simplifies operation, enhances contamination control, extends UV lamp life and saves energy.

A graphical interface indicates cabinet performance.

Digital read-out with alpha-numeric display indicates all input, status and alarm functions.

All functions can be user activated through touch-pad programming access; see Operations Manual.



Sentinel Microprocessor Control System, Programmable

- When programmed ON
- the start-up sequence confirms status with Air Safe and local time display.
- the Personal Identification Number (PIN) access restricts unauthorized adjustments.
- an airflow alarm warns of deviations from normal velocities.

Airstream®

Biological Safety Cabinets • Class II, Type B2 (Total Exhaust) Biological Safety Cabinets

Cabinet Filtration System

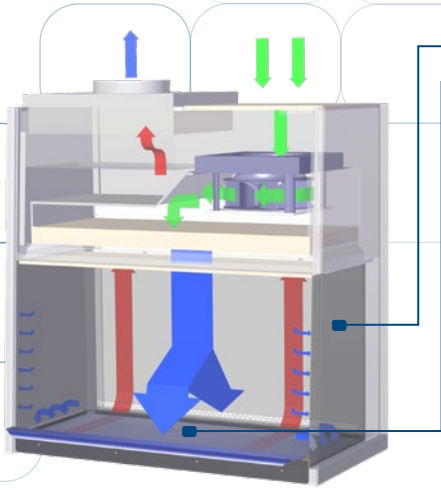
Side capture zones

Dynamic air barrier, inflow and forward-directed downflow air converge

- Ambient air is pulled through the frontgrille to prevent contamination of the work surface and work product. The inflow does not mix with the clean air within the cabinet work zone. Inflow air travels through a return path toward the common air plenum (blower plenum) at the top of the cabinet.
- Ambient air is taken in through a prefilter at the top of the cabinet, and passes through the downflow ULPA filter, entering the work zone as laminar flow. The uniform, non-turbulent air stream protects against cross contamination within and throughout the work area.
- Near the work surface, the downflow air stream splits with a portion moving toward the front air grille, and the remainder moving

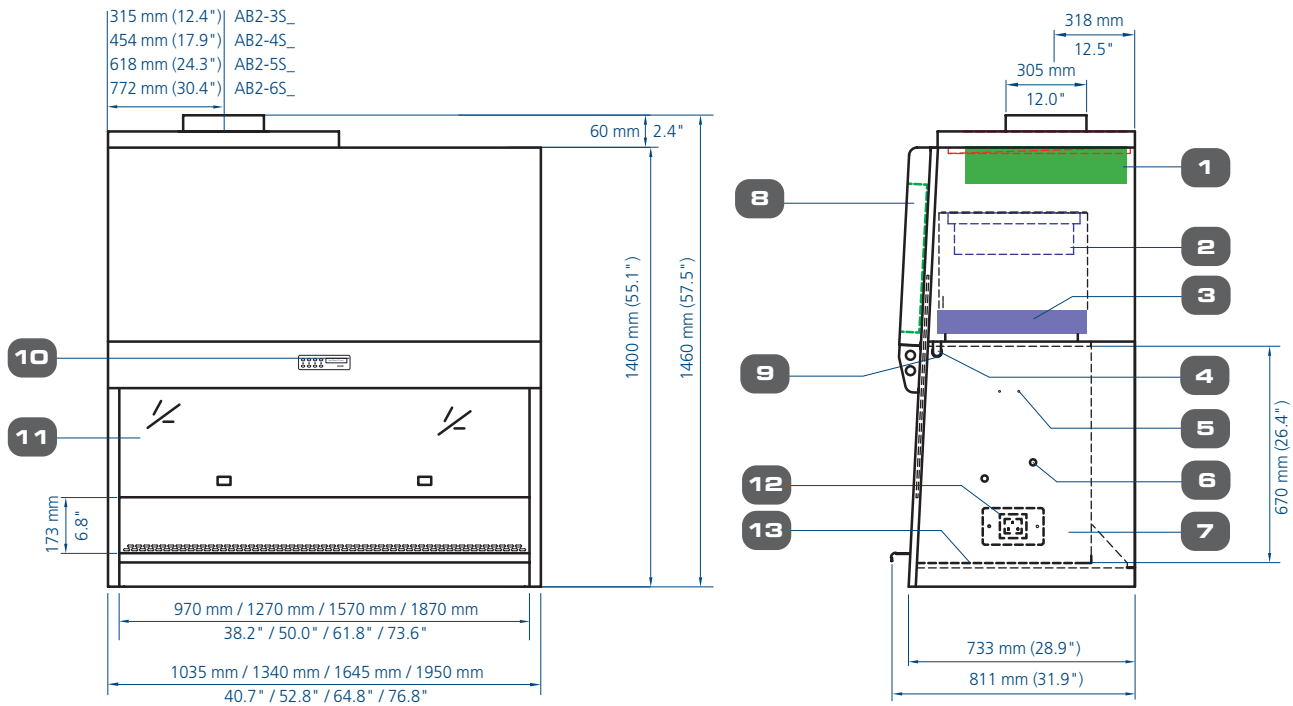
to the rear air grille. A small portion of the ULPA filtered downflow enters the intake perforations at the side capture zones (small blue arrows). The uniform, non-turbulent air stream protects against cross contamination within and throughout the work area.

- A combination of inflow and downflow air streams forms an air barrier that prevents contaminated room air from entering the work zone, and prevents work surface emissions from escaping the work zone. The downflow combined with the inflow air enters the common air plenum.
- All air in the common plenum is HEPA-filtered and exhausted via a dedicated ducting system to the external environment.

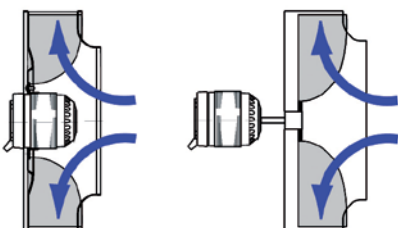


- ULPA-filtered air
- Unfiltered / potentially contaminated air
- Room air / Inflow air

Model AB2, Class II Type B2 (Total Exhaust), Biological Safety Cabinet Technical Specifications



1. Exhaust HEPA filter
2. Blower
3. Downflow ULPA filter
4. UV Light Retrofit Kit™ provision
5. IV-Bar Retrofit Kit™ provision
6. Service fixture Retrofit Kit™ provisions (2 on each side wall)
7. Internal single-piece stainless steel work zone
8. Electrical/Electronic panel
9. Fluorescent lamp
10. Esco Sentinel microprocessor control system
11. Tempered glass sash window
12. Electrical outlet retrofit kit™ provisions (2 no's)
13. Single-piece stainless steel work tray



Esco Centrifugal Fan with External Rotor Motor (left) vs. Conventional Fan with Standard Motor (right)

- Esco Airstream cabinets use a combination of high performance scroll blowers (supply) and German made ebm-papst® permanently lubricated, centrifugal motor/blowers with external rotor designs (exhaust).
- Selected for energy efficiency, compact design, and flat profile, the completely integrated exhaust blower assembly optimizes motor cooling, with unified rotating parts and overall component balance for smooth, quiet, vibration-free operation.
- Weight is equally distributed to all bearings to extend bearing life, transfer heat and maximize speed control.

General Specifications, Airstream Class II Type B2 (Total Exhaust) Biological Safety Cabinets

Note to customer: Insert electrical voltage number into last model number digits _ when ordering

Model		AB2-3S_	AB2-4S_	AB2-5S_	AB2-6S_
Nominal Size		0.9 meters (3')	1.2 meters (4')	1.5 meters (5')	1.8 meters (6')
External Dimension (W x D x H)	Without Base Stand	1035 x 811 x 1460 mm 40.7" x 39.1" x 57.5"	1340 x 811 x 1460 mm 52.8" x 39.1" x 57.5"	1645 x 811 x 1460 mm 64.8" x 39.1" x 57.5"	1950 x 811 x 1460 mm 76.8" x 39.1" x 57.5"
	With Optional Base Stand, 711mm (28") type	1035 x 811 x 2171 mm 40.7" x 39.1" x 85.5"	1340 x 811 x 2171 mm 52.8" x 39.1" x 85.5"	1645 x 811 x 2171 mm 64.8" x 39.1" x 85.5"	1870 x 811 x 2171 mm 76.8" x 39.1" x 85.5"
Internal Work Area, Dimensions (W x D x H)		970 x 545 x 670 mm 38.2" x 23.0" x 26.4"	1270 x 545 x 670 mm 50.0" x 23.0" x 26.4"	1570 x 545 x 670 mm 61.8" x 23.0" x 26.4"	1870 x 545 x 670 mm 73.6" x 23.0" x 26.4"
Internal Work Area, Space		0.43 m ² (4.67 sq.ft)	0.58 m ² (6.2 sq.ft)	0.73 m ² (7.8 sq.ft)	0.87 m ² (9.3 sq.ft)
Tested and Working Opening		173 mm (6.8") and 198 mm (7.8")			
Maximum Sash Opening		397 mm (15.6")			
Average Airflow Velocity	Inflow	0.53 m/s (105 fpm) at initial setpoint			
	Downflow	0.33 m/s (65 fpm) at initial setpoint with uniformity of better than +/- 20%			
Airflow Volume	Inflow	320 m ³ /h (190 cfm)	419 m ³ /h (248 cfm)	518 m ³ /h (307 cfm)	617 m ³ /h (366 cfm)
	Downflow	622 m ³ /h (366 cfm)	815 m ³ /h (480 cfm)	1007 m ³ /h (593 cfm)	1200 m ³ /h (707 cfm)
	Certification Exhaust (Inflow + Downflow)	942 m ³ /h (556 cfm)	1234 m ³ /h (728 cfm)	1525 m ³ /h (900 cfm)	1817 m ³ /h (1072 cfm)
	Concurrent Balance Value Exhaust Volume at corresponding Static Pressure Note: Use this for HVAC sizing*	1056 m ³ /h (623 cfm)	1382 m ³ /h (816 cfm)	1708 m ³ /h (1008 cfm)	2035 m ³ /h (1201 cfm)
	Minimum exhaust static pressure for clean exhaust filter**	465 Pa / 1.9 in H ₂ O	364 Pa / 1.5 in H ₂ O	330 Pa / 1.3 in H ₂ O	417 Pa / 1.7 in H ₂ O
	Static Pressure with additional 174 Pa (0.7 in H ₂ O) required by NSF/ANSI 49:2008 Note: Use this for HVAC sizing*	639 Pa / 2.6 in H ₂ O	538 Pa / 2.2 in H ₂ O	504 Pa / 2.0 in H ₂ O	591 Pa / 2.4 in H ₂ O
Downflow ULPA Filter Typical Efficiency		>99.999% for particle size between 0.1 to 0.3 microns			
Exhaust HEPA Filter Typical Efficiency		>99.99% at 0.3 microns			
Sound Emission***	NSF/ANSI 49	<59 dBA	<59 dBA	<60 dBA	<60 dBA
	EN 12469	<56 dBA	<56 dBA	<57 dBA	<57 dBA
Fluorescent Light Intensity At Zero Ambient		>1000 Lux (>93 foot candles)	>1000 Lux (>93 foot candles)	>900 Lux (>84 foot candles)	>1000 Lux (>93 foot candles)
Cabinet Construction	Main Body	1.2 mm (0.05") 18 gauge electro-galvanized steel with Isocide white oven-baked epoxy-polyester powder-coating			
	Work Zone	Stainless steel Type 304 with No.4 finish			
Electrical****	220-240V, AC, 50Hz, 1ø	AB2-3S1	AB2-4S1	AB2-5S1	AB2-6S1
	Cabinet Full Load Amps (FLA)	2 A	2 A	2 A	2 A
	Optional Outlets FLA	5 A	5 A	5 A	5 A
	Cabinet Nominal Power	277 W	292 W	330 W	340 W
	Cabinet BTU	945	996	1126	1160
	110-120V, AC, 60Hz, 1ø	AB2-3S2	AB2-4S2	AB2-5S2	AB2-6S2
	Cabinet Full Load Amps (FLA)	3.5 A	3.5 A	3.5 A	3.5 A
	Optional Outlets FLA	5 A	5 A	5 A	5 A
	Cabinet Nominal Power	293 W	309 W	334 W	360 W
	Cabinet BTU	1000	1054	1140	1228
	220-240V, AC, 60Hz, 1ø	AB2-3S3	AB2-4S3	AB2-5S3	AB2-6S3
	Cabinet Full Load Amps (FLA)	2 A	2 A	2 A	2 A
	Optional Outlets FLA	5 A	5 A	5 A	5 A
	Cabinet Nominal Power	293 W	308 W	345.8 W	356 W
	Cabinet BTU	1000	1051	1180	1215
	Net Weight*****		175 kg (386 lbs)	229 kg (505 lbs)	238 kg (525 lbs)
Shipping Weight, Maximum*****		232 kg (511 lbs)	273 kg (602 lbs)	295 kg (650 lbs)	350 kg (772 lbs)
Shipping Dimensions, Maximum (W x D x H)*****		1150 x 850 x 1760 mm 45.2" x 33.5" x 69.3"	1450 x 850 x 1760 mm 57.1" x 33.5" x 69.3"	1750 x 850 x 1760 mm 68.9" x 33.5" x 69.3"	2050 x 850 x 1760 mm 80.7" x 33.5" x 69.3"
Shipping Volume, Maximum*****		1.72 m ³ (61 cu.ft.)	2.17 m ³ (77 cu.ft.)	2.62 m ³ (93 cu.ft.)	3.07 m ³ (108 cu.ft.)

* This Concurrent Balance Value (CBV) Exhaust (per Pitot Duct Traverse) and Static Pressure must be used when sizing the HVAC exhaust & supply.

** This minimum exhaust static pressure for clean exhaust filter should not be used for exhaust fan sizing, and it is listed here for comparative purpose only.

*** Noise reading in open field condition / anechoic chamber.

**** Additional voltages may be available; contact Esco for ordering information.

***** Cabinet only, excludes optional stand.

Accessories for AB2 Biological Safety Cabinets


Cabinet	Stainless Steel Side Wall	AB2-3S1 2010274	AB2-4S1 2010284	AB2-5S1 2010294	AB2-6S1 2010304
Exhaust Ducting	Anti-blowback Valve	ABBV-10P 5170352			
	Air Tight Damper	B2-Damper 5170104			
Work Zone	UV Lamp	UV-15A 5170251		UV-30A 5170255	
	IV Bars	IV-955 5170276	IV-1260 5170277	IV-1565 5170278	IV-1870 5170279
Electrical Outlet	Direct Mounted	EO-HD 5170036			
Service Fixtures	EU SF-Gas-50 mm	SF-1G50 5170015			
	EU SF-Vacuum-50 mm	SF-1V50 5170004			
	EU SF-Nitrogen-50 mm	SF-1N50 5170012			
	EU SF-Air-50 mm	SF-1A50 5170007			
	EU SF-Water-50 mm	SF-1W50 5170009			
	EU SF-Universal-50 mm	SF-2U50 5170019			
	Cu Piping SF-Must be Factory Installed	CU-Pipe 5170026			
Support Stands, Ships Flat	Support Stand with Caster Wheels (Height 28")	SPC-3A0 Gen 2 5130155	SPC-4A0 Gen 2 5130152	SPC-5A0 Gen 2 5130162	SPC-6A0 Gen 2 5130154
	Support Stand with Caster Wheels (Height 34")	SPC-3B0 Gen 2 5130165	SPC-4B0 Gen 2 5130166	SPC-5B0 Gen 2 5130167	SPC-6B0 Gen 2 5130168
	Support Stand with Leveling Feet - I (Height 28")	SAL-3A0 Gen 2 5130170	SAL-4A0 Gen 2 5130134	SAL-5A0 Gen 2 5130171	SAL-6A0 Gen 2 5130172
	Support Stand with Leveling Feet - I (Height 34")	SAL-3B0 Gen 2 5130174	SAL-4B0 Gen 2 513015	SAL-5B0 Gen 2 5130176	SAL-6B0 Gen 2 5130177



ABBV-10P



B2-DAMPER



IV-
UV-



UV-
A-L



EO-H-
HD



SF-1-
G50



SPC-
A0 Gen2



SAL-
A0 Gen2

ESCO LIFESCIENCES GROUP

42 LOCATIONS IN 21 COUNTRIES ALL OVER THE WORLD



- Global Offices
- Licensee
- Distributors
- Factories
- R&D Centers
- Regional Distribution Centers

*Follow us on social media, download our apps,
and scan the QR code for more info.*



@EscoLifesciences



@EscoLifesciences



@EscoLifesci



@Esco



@EscoLifesciences



@EscoLifesciences



Esco Lifesciences



Esco Lifesciences

ESCO

LIFESCIENCES GROUP

Esco Micro Pte. Ltd. • 21 Changi South Street 1 • Singapore 486 777
Tel +65 6542 0833 • mail@escolifesciences.com
www.escolifesciences.com

Esco Technologies, Inc. • 903 Sheehy Drive, Suite F, Horsham, PA 19044, USA
Tel: +1 215-441-9661 • Fax 484-698-7757
eti.admin@escolifesciences.com

Esco Lifesciences Group Offices: Bangladesh | China | Denmark | Germany | Hong Kong | India | Indonesia | Italy | Japan | Lithuania
| Malaysia | Myanmar | Philippines | Russia | Singapore | South Africa | South Korea | Taiwan | Thailand | UAE | UK | USA | Vietnam